


RANGE VOL 2 | AUG 2025

COVER15teen

UNIT
08



UNIT
08

COVER15teen

RANGE VOL 2 | AUG 2025

SOMANY

Somany Ceramics Limited

Corporate Office: F-36, Sector-6, Noida-201301, Uttar Pradesh; Ph: 0120-4627900

Ahmedabad Office: 601 - 606, 6th Floor, Aals Euphoria, Opp. Adani CNG Pump, B/s. Gota Flyover, S.G. Highway, Ahmedabad- 382481; Ph: 079-27661103 & 04.

Registered Office: 2, Red Cross Place, Kolkata- 700001; Ph: 033-22487406/5913

www.somanyceramics.com | E-mail: customercare@somanyceramics.com

Toll Free No.: 1800-103-0004 (Timing: 10:00 AM - 6:30 pm; Mon - Fri)

COVERSTONE / CATALOGUE / AUGUST 2025

COVERSTONE

LUXURY POLISH

800X2600mm

800X2400mm

SOMANY

BIG IN SIZE BIGGER IN STYLE

Inspired by the soul of natural stone, Coverstone blends timeless elegance with modern versatility. Its large-format slabs unfold like sweeping canvases, expressive and brimming with possibilities, representing the pinnacle of creativity through cutting-edge design and exceptional scale. True to its essence, Coverstone features rich textures, vibrant colours, and exclusive designs that faithfully replicate nature's wonders. Guided by the ethos of 'Think Beyond', Coverstone becomes a canvas for unbounded expression — where nature's rhythm meets human imagination. More than just a surface, it's a smarter choice, a bold evolution in design and a new chapter in the future of surface innovation. From residential sanctuaries to commercial landmarks, Coverstone redefines possibility, offering the beauty of natural stone with the freedom to dream bigger, build bolder.



PRODUCT RANGE

**TECHNICAL
PORCELAIN**



STELLA **LEIA** **NEBULA** **ALESSIA** **LITH**

**CONTEMPORARY
SURFACES**



QUILLTOUCH **SHAPEtech** **carvo**

**LUXURY
POLISH**



LUX
COLLECTION

COVERSTONE



Video ▶

The COVERSTONE range from SOMANY is powered by cutting-edge FCS technology. It offers a 15mm thickness in both full body and coloured body options, with slab sizes starting from 800x2400mm and beyond. With limitless possibilities, COVERSTONE enhances your spaces with luxurious surfaces. COVERSTONE is not only smooth and radiant but also easy to clean, hygienic, non-porous, scratch-resistant, fire-resistant, and impact-resistant. With its impressive qualities, COVERSTONE is sure to captivate and inspire, making it an ideal choice for elevating your living spaces—whether it's a worktop, kitchen top, walls, floors, or your bath space.



OUR TECHNOLOGY

Our (FCS) Frittage Compact slabs achieve outstanding surface and body properties through a meticulous process involving exposure of unique raw materials to high temperatures, reconfiguring the atomic structure for a dense, tough, and non-porous surface. Central to our operation is the CONTINUA+ integrated plant, utilizing continuous compaction techniques with unique sequencing processes on the conveyor belt. This innovative approach ensures consistent thickness, unparalleled density distribution, reducing porosity while enhancing the surface aesthetics with higher brightness, design clarity, increasing abrasion resistance while reducing energy consumption, and minimising carbon footprint.

FOSTERING HEALTH AND HYGIENE

In response to evolving lifestyles, prioritising health and hygiene in living spaces has become essential. Somany, with its advanced FCS Technology, ensures a cleaner environment by inhibiting the growth of harmful microorganisms on tile surfaces.

FEATURES

 HYGIENIC & SAFE FOR CONTACT WITH FOOD	 EASY TO CLEAN	 IMPACT RESISTANT	 STAIN RESISTANT	 FLATNESS & STABILITY OVER TIME
 SCRATCH PROOF & ABRASION RESISTANT	 BEND RESISTANT	 LOW WATER ABSORPTION	 EASY INSTALLATION	 FIRE RESISTANT
 FROST RESISTANT	 LONG DURABILITY	 HEAT RESISTANT	 CRAZING RESISTANT	

WHAT MAKES COVERSTONE BETTER

PARAMETRES	COVERSTONE	NATURAL MARBLE, GRANITE, & STONES	ARTIFICIAL / ENGINEERED MARBLES	TILES (CONVENTIONAL)
Breaking Strength	> 8000 N	> 2000 N	> 4000 N	> 1500 N
Sizes & Thickness	Thickness 9-15mm Variation ± 3.0%	Thickness 12-25mm Variation ± 5-6%	Thickness 12-20 mm Variation ± 5-6%	Thickness 8-10 mm Variation ± 4.0%
Design Options	Limitless Design	Limited Options	Limited Options	Limited Options
Chemical Resistant	Resistant	Moderate Resistant	Moderate Resistant	Resistant
Porosity (Water Absorption)	Max 0.08%	0.5-1.0%	0.5-1.0%	Max 0.2%
Fading & Discolouration	No Fading	No Fading	Fades	No Fading
Installation Ease	Pre Size & Pre Polished	Unpolished, and variation in lots	Pre Polished	Pre Size & Pre Polished
Customisation In Size	Yes	No	No	No
Selection Process	Ease of selection sample is enough	Inconvenient, sample vs supplied materials can differ	Sample Required	Sample Required
Wastage Factor	Lower Wastage	Very High Wastage	Medium Wastage	Lower Wastage
Laying	Easy to Lay	Complicated, Sizing & Polishing is Compulsory at Site	Complicated, Sizing is Compulsory at Site	Easy to Lay
Aesthetic Properties	Aesthetic features with Feel of Natural materials with superior technical features	Defects like fractures/porosity/pits and uneven colour are inevitable after some duration	Waviness may appear after some duration	Aesthetic features with superior technical features
Cost v/s Brightness	Low	High	High	Medium
Maintenance Cost	Very Low	Required	Low	Low

CATEGORY	SURFACE	Surface Abrasion (IS-13630:2019 Part-11)	Deep Abrasion (IS-13630:2019 Part-12)	Moh's Scale Hardness (IS-13630:2019 Part-13)	R Value (DIN 51130 :2004)	Stain Resistant (IS-13630:2019) (Part 7 UCL, Part-8 GL)#
GL	LUX	PEI III	NA	3	9	Class 2 ★★★
	Marble/Granite/Kota stone	NA	Granite <140 mm ³ Marble >200 mm ³	4	9	Class 1 ★
	Engineered Marble/Quartz Slab	NA	>140 mm ³	3	9	Class 1 ★

★ "A higher star rating indicates greater resistance to stains, as per IS 13630:2019."



15mm
Thickness

APPLICATION POSSIBILITIES

Somany Ceramics, a brand dedicated to delivering innovative solutions for architecture and interior design, offers a wide range of application possibilities. These versatile slabs can be used across diverse spaces – from homes and restaurants to hotels and commercial environments – offering immense potential in construction, furniture, and architectural design.

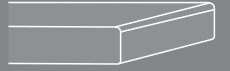
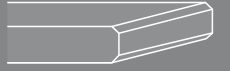



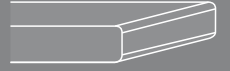


 WALL	 FLOOR	 COUNTER TOP	 BATH SPACE	 LIFT AREA	 RECEPTION
 LOBBY	 KITCHEN TOP	 TABLE TOP	 STAIRCASE	 WINDOW FRAMES	 POOL AREA

APPROACH AREAS

 RESIDENTIAL AREAS	 COMMERCIAL AREAS	 HOSPITALS	 SHOPS AND MALLS	 HOTELS AND RESTAURANTS
 SCHOOLS AND COLLEGES	 RELIGIOUS PLACES	 RAILWAY STATIONS	 PARKS AND OUTDOOR	 PUBLIC PLACES

EDGE PROFILE

COVERSTONE offers various edge profiles that are made possible. The different edge finishes give a stylish and modern appeal to these surfaces.

			
STRAIGHT SQUARED EDGE	DOUBLE STRAIGHT SQUARED EDGE	DEMI BULLNOSE	ROUNDED EDGE AT 45°
			
ROUNDED STRAIGHT EDGE	DOUBLE STRAIGHT ROUNDED EDGE	FULL MITER	SOFT CORNER

INDEX

LUX

12 To 47



ALASKA NATURAL

PG - 14



BELLATRIX VERDE

PG - 15



BRECCIA SARDA

PG - 20



CALACATTA
BORGHINI

PG - 21



CARARA WHITE

PG - 26



GALAXY AZUL

PG - 27



MOUNTAIN BLACK

PG - 32



OROBICO BRUNO

PG - 33



OSSIGENO NATURAL

PG - 38



PANDA SNOW

PG - 39



RIVIERA ONYX

PG - 44

LUX

48 To 67



CALACATTA GOLD

PG - 50



CARARA BLACK

PG - 51



COSMIC BLACK

PG - 56



PIETRA GREY

PG - 57



VALENTINA ROSSO

PG - 62



VENATO BIANCO

PG - 63



VIDEO

Exceptional High Gloss Finish

800X2600mm

LUX offers a breathtaking high-gloss finish that instantly captivates the eye. Its unparalleled clarity enhances and reveals the intricate details of each design. Meticulously selected natural marble replicas ensure authenticity and superior quality, adding a refined touch of luxury to any space they adorn.

LUX
LUXURY POLISH

ALASKA NATURAL



360 VIEW



QUILL

ALASKA NATURAL 26 POLISHED

Size: 800x2600mm
Finish: Polished
Thickness: 15mm
Degree of Variation: V2
Technology: FCS Technology

DESIGN NAME	SIZES	LUX(POLISHED)	QUILLTOUCH	SHAPETECH	CARVO
ALASKA NATURAL 26	800x2600mm	✓	✓		
15 ALASKA NATURAL 180	1200x1800mm	✓			

BELLATRIX VERDE



360 VIEW

BELLATRIX VERDE 26 POLISHED

Size: 800x2600mm
Finish: Polished
Thickness: 15mm
Degree of Variation: V2
Technology: FCS Technology

DESIGN NAME	SIZE	LUX(POLISHED)	QUILLTOUCH	SHAPETECH	CARVO
BELLATRIX VERDE 26	800x2600mm	✓			



ALASKA NATURAL



FLOOR: ALASKA NATURAL 26 POLISHED



BELLATRIX VERDE



WALL: BELLATRIX VERDE 26 POLISHED
FLOOR: CARARA WHITE 26 POLISHED
TABLE: BELLATRIX VERDE 26 POLISHED

BRECCIA SARDA



360 VIEW



SHAPETECH

BRECCIA SARDA 26 POLISHED

Size: 800x2600mm
Finish: Polished
Thickness: 15mm
Degree of Variation: V2
Technology: FCS Technology

DESIGN NAME	SIZES	LUX(POLISHED)	QUILLTOUCH	SHAPETECH	CARVO
BRECCIA SARDA 26	800x2600mm	✓		✓	
15 BRECCIA SARDA 180	1200x1800mm	✓			

CALACATTA BORGHINI



BOOK MATCH



360 VIEW

CALACATTA BORGHINI 26 A | 26 B POLISHED

Size: 800x2600mm
Finish: Polished
Thickness: 15mm
Degree of Variation: V1
Technology: FCS Technology

DESIGN NAME	SIZE	LUX(POLISHED)	QUILLTOUCH	SHAPETECH	CARVO
CALACATTA BORGHINI 26	800x2600mm	✓			



BRECCIA SARDA



WALL: BRECCIA SARDA 26 POLISHED
FLOOR: PIETRA GREY 26 POLISHED



CALACATTA BORGHINI



WALL: CALACATTA BORGHINI 26 A | 26 B POLISHED
FLOOR: CALACATTA BORGHINI 26 A | 26 B POLISHED
TABLE: CALACATTA BORGHINI 26 A POLISHED

CARARA WHITE



360 VIEW

CARARA WHITE 26 POLISHED
 Size: 800x2600mm
 Finish: Polished
 Thickness: 15mm
 Degree of variation: V2
 Technology: FCS Technology



QUILL



SHAPETECH

DESIGN NAME	SIZES	LUX(POLISHED)	QUILLTOUCH	SHAPETECH	CARVO
CARARA WHITE 26	800x2600mm	✓	✓	✓	
15 CARARA WHITE 180	1200x1800mm	✓			

GALAXY AZUL



360 VIEW

GALAXY AZUL 26 POLISHED
 Size: 800x2600mm
 Finish: Polished
 Thickness: 15mm
 Degree of Variation: V2
 Technology: FCS Technology

DESIGN NAME	SIZE	LUX(POLISHED)	QUILLTOUCH	SHAPETECH	CARVO
GALAXY AZUL 26	800x2600mm	✓			



CARARA WHITE



WALL: CARARA WHITE 26 POLISHED
WALL: CARARA WHITE RIGA 26 SHAPE
FLOOR: CARARA WHITE 26 POLISHED



GALAXY AZUL



WALL: GALAXY AZUL 26 POLISHED
FLOOR: HEMARUS WHITE 26 QUILL

MAUNTAIN BLACK



360 VIEW

MAUNTAIN BLACK 26 POLISHED

Size: 800x2600mm
Finish: Polished
Thickness: 15mm
Degree of Variation: V2
Technology: FCS Technology

DESIGN NAME	SIZE	LUX(POLISHED)	QUILLTOUCH	SHAPETECH	CARVO
MAUNTAIN BLACK 26	800x2600mm	✓			

OROBICO BRUNO



360 VIEW



QUILL

OROBICO BRUNO 26 POLISHED

Size: 800x2600mm
Finish: Polished
Thickness: 15mm
Degree of Variation: V2
Technology: FCS Technology

DESIGN NAME	SIZE	LUX(POLISHED)	QUILLTOUCH	SHAPETECH	CARVO
OROBICO BRUNO 26	800x2600mm	✓	✓		



MAUNTAIN BLACK



OFFICE TABLE: MAUNTAIN BLACK 26 POLISHED
WALL: PALISSANDRO BIANCO 26 QUILL
FLOOR: PALISSANDRO BIANCO 26 QUILL




OROBICO BRUNO



WALL & TABLE: OROBICO BRUNO 26 POLISHED
FLOOR: CARARA WHITE 26 QUILL
WALL: CARARA WHITE 26 QUILL

OSSIGENO NATURAL



360 VIEW



QUILL

OSSIGENO NATURAL 26 POLISHED

Size: 800x2600mm
Finish: Polished
Thickness: 15mm
Degree of Variation: V2
Technology: FCS Technology

DESIGN NAME	SIZE	LUX(POLISHED)	QUILLTOUCH	SHAPETECH	CARVO
OSSIGENO NATURAL 26	800x2600mm	✓	✓		


PANDA SNOW



360 VIEW



QUILL



SHAPETECH

PANDA SNOW 26 POLISHED

Size: 800x2600mm
Finish: Polished
Thickness: 15mm
Degree of variation: V2
Technology: FCS Technology


DESIGN NAME	SIZE	LUX(POLISHED)	QUILLTOUCH	SHAPETECH	CARVO
PANDA SNOW 26	800x2600mm	✓	✓	✓	



OSSIGENO NATURAL



WALL: OSSIGENO NATURAL 26 POLISHED
TABLE TOP: OSSIGENO NATURAL 26 POLISHED
FLOOR: WOODAK TEAK RIGA 26 SHAPE



PANDA SNOW



WALL: PANDA SNOW 26 POLISHED
FLOOR: PANDA SNOW 26 POLISHED


RIVERA ONYX



360 VIEW

RIVERA ONYX 26 POLISHED
 Size: 800x2600mm
 Finish: Polished
 Thickness: 15mm
 Degree of Variation: V2
 Technology: FCS Technology

DESIGN NAME	SIZE	LUX(POLISHED)	QUILLTOUCH	SHAPETECH	CARVO
RIVERA ONYX 26	800x2600mm	✓			



WALL: RIVERA ONYX 26 POLISHED
 COUNTER TOP: RIVERA ONYX 26 POLISHED



RIVERA ONYX



WALL: RIVERA ONYX 26 POLISHED
COUNTER TOP: RIVERA ONYX 26 POLISHED



VIDEO


Exceptional High Gloss Finish

800X2400mm

LUX offers a breathtaking high-gloss finish that instantly captivates the eye. Its unparalleled clarity enhances and reveals the intricate details of each design. Meticulously selected natural marble replicas ensure authenticity and superior quality, adding a refined touch of luxury to any space they adorn.

LUX
LUXURY POLISH

CALACATTA GOLD



360 VIEW

CALACATTA GOLD 24 POLISHED
 Size: 800x2400mm
 Finish: Polished
 Thickness: 15mm
 Degree of variation: V2
 Technology: FCS Technology

DESIGN NAME	SIZE	LUX(POLISHED)	QUILLTOUCH	SHAPETECH	CARVO
CALACATTA GOLD 24	800x2400mm	✓			

CARARA BLACK



360 VIEW

CARARA BLACK 24 POLISHED
 Size: 800x2400mm
 Finish: Polished
 Thickness: 15mm
 Degree of variation: V2
 Technology: FCS Technology

DESIGN NAME	SIZE	LUX(POLISHED)	QUILLTOUCH	SHAPETECH	CARVO
CARARA BLACK 24	800x2400mm	✓			



CALACATTA GOLD



WALL: CALACATTA GOLD 24 POLISHED
WALL: STELLA BERLY 26 POLISHED
FLOOR: CALACATTA GOLD 24 POLISHED

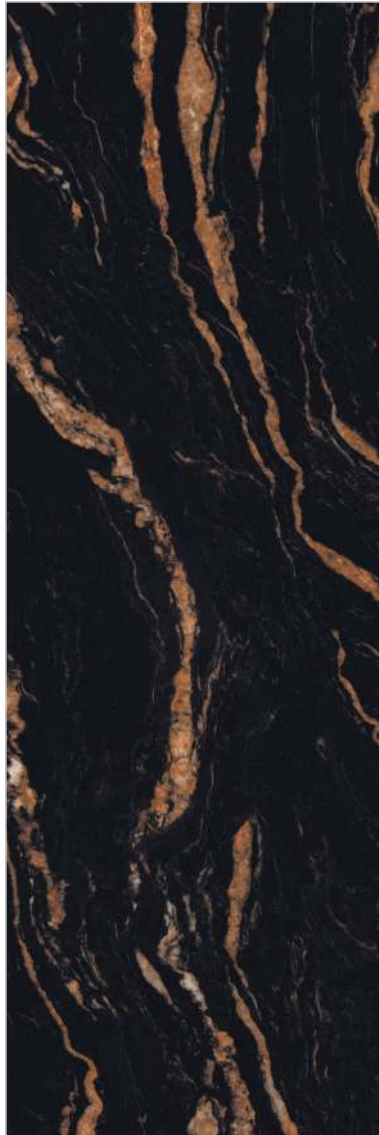


CARARA BLACK



WALL: CARARA BLACK 24 POLISHED
KITCHEN COUNTER: CARARA BLACK 24 POLISHED

COSMIC BLACK



360 VIEW

COSMIC BLACK 24 POLISHED
 Size: 800x2400mm
 Finish: Polished
 Thickness: 15mm
 Degree of variation: V2
 Technology: FCS Technology

DESIGN NAME	SIZE	LUX(POLISHED)	QUILLTOUCH	SHAPETECH	CARVO
COSMIC BLACK 24	800x2400mm	✓			

PIETRA GREY



360 VIEW

PIETRA GREY 24 POLISHED
 Size: 800x2400mm
 Finish: Polished
 Thickness: 15mm
 Degree of variation: V2
 Technology: FCS Technology

DESIGN NAME	SIZE	LUX(POLISHED)	QUILLTOUCH	SHAPETECH	CARVO
PIETRA GREY 24	800x2400mm	✓			



COSMIC BLACK



WALL: COSMIC BLACK 24 POLISHED
FLOOR: VENATO BIANCO 24 POLISHED
KITCHEN COUNTER: COSMIC BLACK 24 POLISHED



PIETRA GREY



FLOOR: PIETRA GREY 24 POLISHED
KITCHEN COUNTER: LITH SUPER WHITE 24 POLISHED

VALENTINA ROSSO



360 VIEW

VALENTINA ROSSO 24 POLISHED

Size: 800x2400mm
Finish: Polished
Thickness: 15mm
Degree of variation: V2
Technology: FCS Technology

DESIGN NAME	SIZE	LUX(POLISHED)	QUILLTOUCH	SHAPETECH	CARVO
VALENTINA ROSSO 24	800x2400mm	✓			

VENATO BIANCO



360 VIEW

VENATO BIANCO 24 POLISHED

Size: 800x2400mm
Finish: Polished
Thickness: 15mm
Degree of variation: V2
Technology: FCS Technology

DESIGN NAME	SIZES	LUX(POLISHED)	QUILLTOUCH	SHAPETECH	CARVO
VENATO BIANCO 24	800x2400mm	✓			
15 VENATO BIANCO 180	1200x1800mm	✓			



VALENTINA ROSSO



WALL: VALENTINA ROSSO 24 POLISHED
FLOOR: VALENTINA ROSSO 24 POLISHED



VENATO BIANCO



WALL: VENATO BIANCO 24 POLISHED
FLOOR: VENATO BIANCO 24 POLISHED



TRANSPORTATION, HANDLING & STORAGE:

To ensure minimal or no storage hassles afterwards, make sure to secure the slabs properly during transportation. If the distance is shorter, keep them in a vertical position supported by a packing material to avoid rubbing or breakage. If the distance is more, ensure to place them on an A-shaped frame to avoid breakage or abrasion in transit.



Scan for
Laying Instruction Video



6. A 10x10mm square notch trowel should be used for applying adhesive on the laying surface, while a 5x5mm trowel should be used to apply adhesive at the back.

7. The vertically erected slabs on the handling frame should then be lowered horizontally and carefully and firmly pressed into adhesive using a surface vibrator or a rubber mallet.

8. Use a levelling system for a lippage-free and evenly smooth surface.


9. To fix the slab nearer to each other or to shift the slab slightly up and down while fixing, you can use a closer system.

10. To ensure full contact between the adhesive and slab surface, check the backside of the slabs regularly. The hollow sound means it needs to be re-fixed with extra adhesive to smooth that particular area.

11. After the slab work, cover that area protection sheet till all the civil work is completed, and then take up grouting work last.

MANUAL HANDLING:

Using the regular suction cup shown here, workers can shift the slabs without much hassle. Also, if the slab has a textured surface, it is advisable to use large large-format slab Carrier System as shown here to lift it manually while securing it with suction cups from the four sides. This ensures easy manual handling without any damage or breakage while moving or shifting the slabs.



SLAB CUTTING:

Using a pencil, mark the portion to be cut from both sides. Place the cutting guide with the cutting carriage in a way that it corresponds with the markings on the slab. Lock the cutting and, with the suction cups, guide the cutting carriage. Watch your pressure and movement on the cutting carriage as it has to be constant to ensure correct scoring.

Score one end of the slab by 15mm while moving the cutting carriage towards the edge of the slab. Do the same on the opposite side.

TOOLS IDEAL FOR MAX:



NOTCH TROWEL



LEVELLING SYSTEM WITH PLIER



TILE / SLAB LIFTER



SUCTION CUPS



TILES / SLAB CLOSER SYSTEM



SURFACE VIBRATOR

CLEANING:

After laying the slab, ensure proper cleaning to remove any residual grouting or dirt accumulation. You can use a cementitious de-scaler as it is mildly acidic and does not emit chemical fumes. In case of epoxy or resinous grouting, use the recommended detergent or slab cleaner.

Maintenance:

For normal cleaning, natural detergent with high cleaning powder is an ideal solution. In cases of rigid dirt accumulation over the period, you can use either of the below to clean it:

Dirt Type	Product
Cement, Metal Tracer, Rust	Cementitious Descaler
Residuals, Stains and halos of Epoxy	Epoxy Descaler
Grace, Tyre Marks, Colors, Markers	Non-Soap Degrease
Graffiti	Acetone and anti-graffiti

-After the grouting and removal of excess grouting, do not clean before ensuring complete drying of the slab surface, which is generally 5 days.

-Newly laid surface should not come in contact with any water or moisture as adhesive and grouting materials are maturing and hardening at this time. This is quite important outdoors, where there is a risk of freezing.

-Also protect your slab surface against mechanical or chemical hazards posed due to other kinds of civil works or installations. Ideally, it should be covered with thick cardboard or similar material.

-The final cleaning of the surface should be done with products having chemical resistance against tiles. Abrasive products or products with hydrofluoric acid should be avoided as they alter the glaze property of the slab and pose an irreversible risk to slab.



LAYING AND FIXING:

1. These slabs are heavy, large-sized slabs with sharp edges; thus, it is imperative for people handling them to wear protective gear while handling or during transportation. For the safety of the operator, it is advisable to use double or triple suction cups. Ensure a tight grip of the slab and also clean it thoroughly before transportation.

2. While laying the slabs, please check to
-Prepare the subfloor or the laying surface before placing the slab. It should be rigid, non-flexible, and strong enough to support the load of the slabs.

-Provide proper curing for the subfloor for at least 24 to 48 hours before slab work.

3. Use appropriate cement-based, fibre-reinforced, or ready-mixed adhesive to ensure proper fixing.

4. Using a 10x10 square notch trowel, spread the adhesive evenly, and 5cm to 10cm more than the size of the slab. To ensure no bubble of air pockets, apply the adhesive in stripes in parallel motion with the short edge.

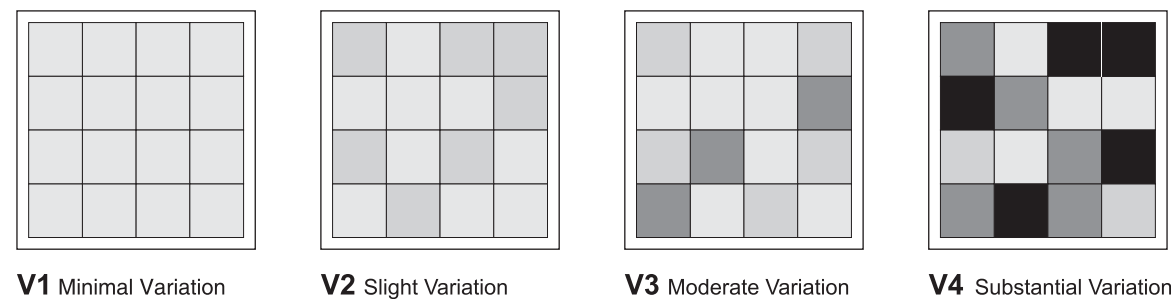
5. Owing to the large size of slabs, a layer of adhesive should be applied at the back of the slabs using a trowel as shown here and should be fixed on a handling frame using a suction cup in a vertical position.



DESIGN, PATTERN & SHADE VARIATION GUIDE

Current development efforts have made ceramic tiles resemble and look authentically like natural materials (Stone, Wood, Fabric).

Recognising this situation, it is necessary to be informed of the grade of design & pattern variation that is expected from these products. As a general guide, the design & pattern guide given below classifies the range according to the degree of variation.



V1 Minimal Variation **V2** Slight Variation **V3** Moderate Variation **V4** Substantial Variation

The classification is as follows:

V1 Minimal Variation **V2** Slight Variation **V3** Moderate Variation **V4** Substantial Variation

TECHNICAL SPECIFICATION

PACKAGING DETAIL FOR LUX				
Nominal Sizes	Thickness (mm)	Average Weight Per Carton (Kgs)	No. of Slab Per Carton	Coverage area per carton
800X2400mm	15.0	67.00	1	1.92sq.mtr. / 20.66sq.ft.
800X2600mm	15.0	72.50	1	2.08sq.mtr. / 22.39sq.ft.

TECHNICAL SPECIFICATION FOR LUX				
Characteristics	Requirement as Per IS 15622 : 2017 E ≤ 0.08 Group B I a	Requirement as Per ISO 13006 : 2018 ≤ 0.5% Group B I a	Our Values	Test Method
A) Dimension & Surface Quality				
i) Length & Width	± 0.1%	± 0.3%	± 0.1%	IS 13630 Part 1/ ISO 10545-2
ii) Thickness	± 5.00%	± 5.00%	± 3.0%	
iii) Straightness of Side	± 0.1%	± 0.3%	± 0.1%	
iv) Rectangularity	± 0.1%	± 0.3%	± 0.1%	
v) Surface Flatness				
a) Center Curvature (%) (Max.Deviation)	± 0.5%	± 0.4%	± 0.2%	
b) Edge Curvature (%) (Max.Deviation)	± 0.5%	± 0.4%	± 0.2%	
c) Corner Warpage (%) (Max.Deviation)	± 0.5%	± 0.4%	± 0.2%	
vi) Surface Quality	Min. 95% of Surface will be free from Visible Defects	Min. 95% of Surface will be free from Visible Defects	Min. 95% of Surface will be free from Visible Defects	
B) Physical Properties				
i) Water Absorption	Average ≤ 0.08%, Individual Max. 0.1%	Av ≤ 0.5%, Individual 0.6% Max	Average ≤ 0.08%	IS 13630 Part 2/ISO 10545-3
ii) Modulus of Rupture [N/mm ²]	Avr 35, Individual 32 Min	Avr 35, Individual 32 Min	Avr > 35	IS 13630 Part 6/ISO 10545-4
iii) Breaking Strength in N	1300 N	Min 1300 N	> 8000 N	IS 13630 Part 3/ISO 10545-10
iv) Moisture Expansion in mm/m	0.02	Test Method Available	0.02	IS 13630 Part 3/ISO 10545-10
v) Scratch Hardness of surface (Mohs)	Min 5	N.A	Min 3 Lux Series	IS 13630 Part 13
vi) Resistant to Abrasion of Glazed Tiles (Class I to V)	Min II	Abrasion Class & Cycle Passed	Class-II (Lux Series)	IS 13630 Part 11/ISO 10545-7
vii) Coefficient of Linear Thermal Expansion from Ambient Temperature to 100° C	6 X 10 ⁻⁶ K ⁻¹ Max	Test Method Available	Max 6 X 10 ⁻⁶ K ⁻¹ Max	IS 13630 Part 4/ISO 10545-8
viii) Thermal Resistant	10 Cycle Min	Test Method Available	10 Cycle Passed	IS 13630 Part 5/ISO 10545-9
ix) Crazeing Resistant	4 Cycle @ 7.5 Bar Min	Required	4 Cycle Passed	IS 13630 Part 9/ISO 10545-11
x) Impact Resistant Coefficient of Restitution (COR)	0.55 Min	Test Method Available	0.55 Min	IS 13630 Part 14/ISO 10545-5
xi) Frost Resistant	Required	Required	100 Cycle Passed	IS 13630 Part 10/ISO 10545-12
C) Chemical Resistant (Glazed Tiles)				
i) Stain Resistant	Min Class 1	Min Class 3	Min Class-2 (Lux Series)	IS 13630 Part 8/ISO 10545-14
ii) Resistant to Household Chemicals	Min Class AA	Min Class B	Min Class AA	IS 13630 Part 8/ISO 10545-13
iii) Resistant to Acids and Alkalis (With Exception of Hydrofluoric Acid and its Compounds)	Required if Agreed	Declared Valuef	Min Class AA	

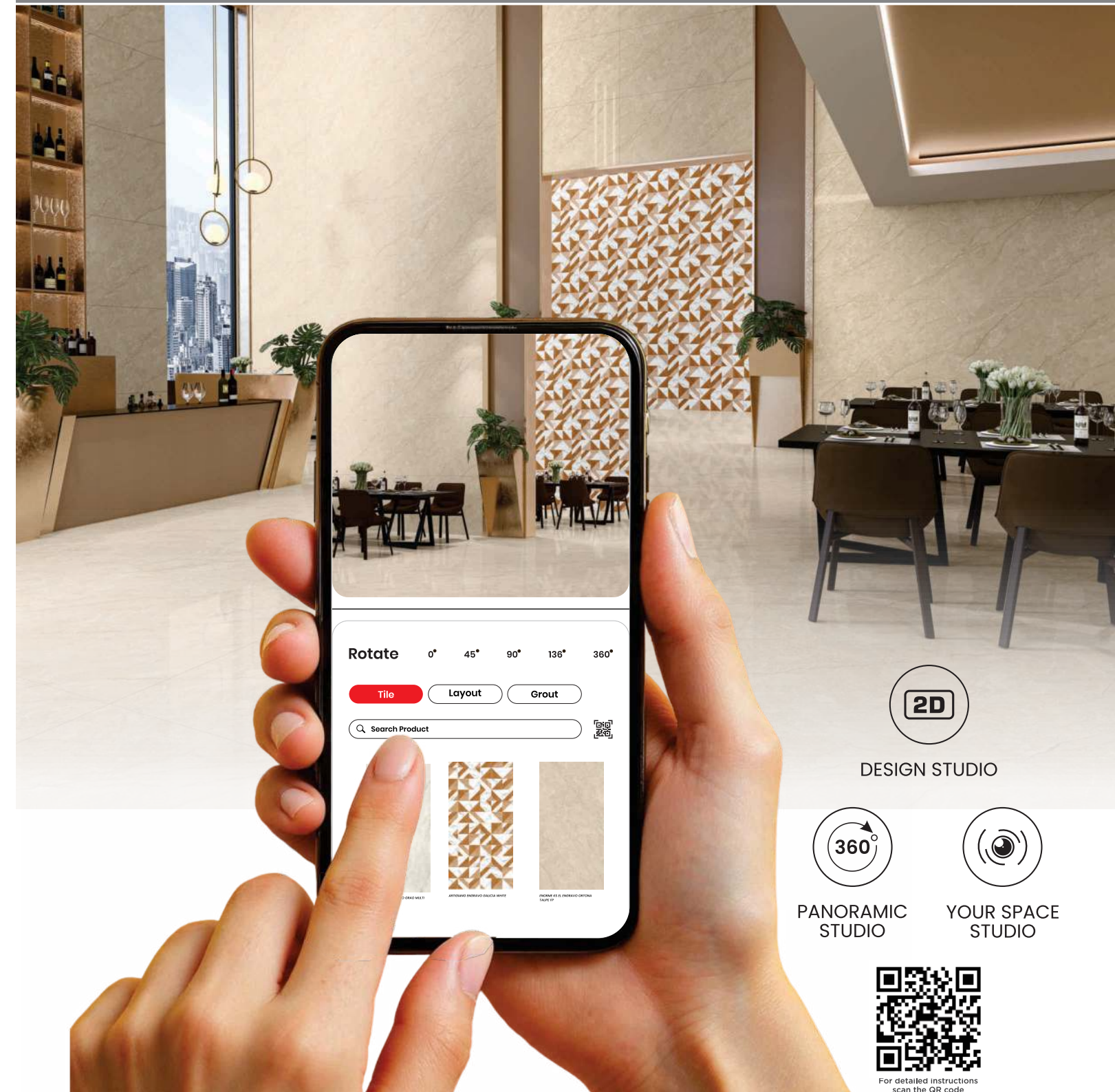
The tiles in this catalogue are reproduced using four-colour printing, and the tiles may not be displayed in accurate sizes. Therefore, we strongly recommend customers to check the physical samples before placing an order. The "Technical Specification" applies exclusively to premium-quality Somany wall and floor tiles. Please inspect the tiles thoroughly before installation, as we don't accept any complaints once the tiles have been applied or fixed. Additionally, complaints regarding borders, highlighters, or motifs will not be entertained after purchase.

SIZES & SURFACES

DESIGN NAME	LUX LUXURY POLISH	QUILLTOUCH	SHAPEtech	carvo
ALASKA NATURAL	800X2600mm 1200X1800mm	800X2600mm	--	--
BELLATRIX VERDE	800X2600mm	--	--	--
BRECCIA SARDA	800X2600mm 1200X1800mm	--	800X2600mm	--
CALACATTA BORGHINI A & B	800X2600mm	--	--	--
CARARA WHITE	800X2600mm 1200X1800mm	800X2600mm	800X2600mm	--
GALAXY AZUL	800X2600mm	--	--	--
MAUNTAIN BLACK	800X2600mm	--	--	--
OROBICO BRUNO	800X2600mm	800X2600mm	--	--
OSSIGENO NATURAL	800X2600mm	800X2600mm	--	--
PANDA SNOW	800X2600mm	800X2600mm	800X2600mm	--
RIVERA ONYX	800X2600mm	--	--	--
TASMANIA WOOD	800X2600mm	--	--	--
CALACATTA GOLD	800X2400mm	--	--	--
CARARA BLACK	800X2400mm	--	--	--
COSMIC BLACK	800X2400mm	--	--	--
PIETRA GREY	800X2400mm	--	--	--
STATUARIO GOLD	800X2400mm	--	--	--
VALENTINA ROSSO	800X2400mm	--	--	--
VENATO BIANCO	800X2400mm 1200X1800mm	--	--	--

TILE VISUALISER

SOMANY



Choosing the perfect tile for your dream home should be exciting, not overwhelming! With endless styles, colours, and finishes to explore, how do you ensure your choice truly brings your vision to life? That's where our Tile Visualiser transforms the experience. From the intuitive 2D Studio Visualiser to the immersive Panoramic-Studio Visualiser, and even the AI-powered Your-Space-Studio Visualiser, you get a seamless, real-world preview of your selections. Instantly see how different tiles look in your space and make confident design decisions—because what you see is exactly what you'll get.

Your dream tile? Just a click away.

Toll Free: 1800-103-0004 | www.somanyceramics.com

SOMANY[®] Ezy Fix

Tile Adhesive | Epoxy Grout | Cement Polymer Grout | PU Adhesive | Grout Admix | Tile Cleaner

SOMANY[®]
Bathware

SOMANY
French Collection



Lasting Bonds Made Ezy

Behind Every Stunning Tile, there's a Stronger Bond!
Experience the power of reliable tiling with Somany Ezy Fix. From ceramic and porcelain tiles to natural stone and marble, our adhesives work on all surfaces – walls, floors, indoors, outdoors, and facades. Available in cement-based and PU-based options, they offer strong adhesion across all sizes and materials. Complementing this, our cement and epoxy grouts ensure tight, durable joints that last. No matter the project, Somany Ezy Fix delivers a bond that's built to last.



For detailed instructions scan the QR code



Water Closet : Jazz Plus Wall Hung | Shower control : Elysees Single Lever Diverter and Wall Spout Chrome | Shower : Diamante Overhead Shower with arm Chrome
Allied Products : Grace Health Faucet and Giza Paper Holder Chrome | Tiles used - Wall & Floor Area : Lumiere Beige 180 Engravo MT | Shower Area : Colorato Bianco 180 Grit



EASY TO USE



HIGH STRENGTH
POLYMER FORTIFIED
ADHESIVE



WIDE APPLICATION
RANGE



HIGHLY
FLEXIBLE



SUITABLE FOR
WET WALL
SURFACES



SELF - CURING
ADHESIVE



SUITABLE FOR
TILE ON TILE
APPLICATION



Water Closets | Basins | Faucets | Showers | Water Heaters | Accessories

To know more visit at www.somanyceramics.com or call on Toll Free: 1800 103 0004

Toll Free: 1800-103-0004 | www.somanyceramics.com