

RANGE VOL 2 | AUG 2025

COVER9ine

UNIT UNIT
06 08



UNIT UNIT
06 08

COVER9ine

RANGE VOL 2 | AUG 2025

SOMANY

Somany Ceramics Limited

Corporate Office: F-36, Sector-6, Noida-201301, Uttar Pradesh; Ph: 0120-4627900

Ahmedabad Office: 601 - 606, 6th Floor, Aals Euphoria, Opp. Adani CNG Pump, B/s. Gota Flyover, S.G. Highway, Ahmedabad- 382481; Ph: 079-27661103 & 04.

Registered Office: 2, Red Cross Place, Kolkata- 700001; Ph: 033-22487406/5913

www.somanyceramics.com | E-mail: customercare@somanyceramics.com

Toll Free No.: 1800-103-0004 (Timing: 10:00 AM - 6:30 pm; Mon - Fri)


SEDIMENTO / CAT / AUGUST 2025

SEDIMENTO

collection

1200 x 2400mm | 1200 x 1800mm
600 x 1200mm

SOMANY



**Unravelling
the Beauty of
Organic Design**

SEDIMENTO

collection

Earth's Story in Every Layer

The SEDIMENTO collection draws inspiration from the intricate layers of sedimentary bedrock. Echoing the primordial sediments shaped by wind, water and the passage of time, it evokes a tactile connection to nature's elementary forces, where one can almost feel the breezy flow of particles across the surface.

SEDIMENTO epitomises a sophisticated synthesis of unparalleled strength and subtle textural elegance, rendering it an ideal solution for intensive and prolonged use.

The SEDIMENTO collection offers a refined palette of light, medium and dark tones, making it effortless to find the perfect shade for any space while achieving a harmonious balance. Its delicate monochromatic hues highlight the material's versatility, allowing for stunning visual effects that accentuate architectural elements while fostering a sense of tranquillity. Marrying strength with style, SEDIMENTO seamlessly combines durability and elegance, delivering a timeless blend of beauty and resilience.

Design that Echoes the Layers of the Earth



1


6

1

Design Shades Punch

Sizes: 1200x2400mm | 1200x1800mm | 600x1200mm | Thickness: 9mm

Design: 1 | Shades: 6 | Punch: 1



POWERED BY
TuffeX
surface

Sedimento's TuffeX surface, crafted through high-density sintering, combines remarkable strength with a delicate textural elegance. Its tactile feel, inspired by natural sedimentary layers, imparts a sophisticated yet subtle aesthetic that enhances the spatial environment while preserving structural integrity. The surface is not only durable and resistant to abrasion and stress, but also slip-resistant, making it perfect for high-traffic areas. Additionally, with a lower reflective index, it offers a refined finish, contributing to a sense of understated luxury.

TECHNICAL FEATURES



MOH'S SCALE HARDNESS ≥ 7

High density sintering for a robust surface which is a crucial factor to consider when choosing tiles, especially for high-traffic & high-stress areas.




ABRASION RESISTANT PEI-V

Our tiles are designed to withstand the test of time, even in high-traffic areas. Their superior abrasion resistance ensures durability and maintains their pristine appearance for years.



SLIP RESISTANT R 10

R 10 slip resistant tiles are a great choice for areas that may get wet. They offer a good balance of slip resistance and aesthetics, making them suitable for both residential and commercial settings.



REFLECTIVE GLOSS INDEX < 4

Ultra-low gloss index of less than 4, a hallmark of refined sophistication and advanced engineering. This feature delivers an exceptionally matt finish, amplifying depth and texture.

APPLICATION AREAS



Residential Areas



Commercial Areas



Hospitals



Shops & Malls



Hotels & Restaurants



Schools & Colleges



Outdoor Furniture



Public Places



1200x2400mm

1200x1800mm

600x1200mm

Punch (LINA) 600x1200mm



Sizes	Surface	Thickness	Variation
1200x2400mm	TuffeX	9	V4
1200x1800mm	TuffeX	9	V4
600x1200mm	TuffeX	9	V4
600x1200mm - Punch (LINA)	TuffeX	9	V4




SEDIMENTO BEIGE


- SEDIMENTO BEIGE 240 TFX
- SEDIMENTO BEIGE 180 TFX
- GRANDE SEDIMENTO BEIGE TFX
- GRANDE SEDIMENTO BEIGE LINA TFX



*Sculpted
by Time*



WALL: GRANDE SEDIMENTO BEIGE TFX | SIZE: 600X1200MM | SURFACE: TUFFEX
WALL: GRANDE SEDIMENTO BEIGE LINA TFX | SIZE: 600X1200MM | SURFACE: TUFFEX | PUNCH: LINA
FLOOR: SEDIMENTO BEIGE 180 TFX | SIZE: 1200X1800MM | SURFACE: TUFFEX



—
SEDIMENTO AVORIO


- SEDIMENTO AVORIO 240 TFX
- SEDIMENTO AVORIO 180 TFX
- GRANDE SEDIMENTO AVORIO TFX
- GRANDE SEDIMENTO AVORIO LINA TFX



—
*A Tale of Nature's
Patience*




WALL: GRANDE SEDIMENTO AVORIO TFX | SIZE: 600X1200MM | SURFACE: TUFFEX
WALL: GRANDE SEDIMENTO AVORIO LINA TFX | SIZE: 600X1200MM | SURFACE: TUFFEX | PUNCH: LINA
FLOOR: SEDIMENTO AVORIO 180 TFX | SIZE: 1200X1800MM | SURFACE: TUFFEX



SEDIMENTO BIANCO

- SEDIMENTO BIANCO 240 TFX
- SEDIMENTO BIANCO 180 TFX
- GRANDE SEDIMENTO BIANCO TFX
- GRANDE SEDIMENTO BIANCO LINA TFX



Enduring Textures
of Earth




WALL: GRANDE SEDIMENTO BIANCO LINA TFX | SIZE: 600X1200MM | SURFACE: TUFFEX | PUNCH: LINA
FLOOR: SEDIMENTO BIANCO 180 TFX | SIZE: 1200X1800MM | SURFACE: TUFFEX



SEDIMENTO NERO



- SEDIMENTO NERO 240 TFX
- SEDIMENTO NERO 180 TFX
- GRANDE SEDIMENTO NERO TFX
- GRANDE SEDIMENTO NERO LINA TFX



*Depth of Organic
Beauty*



WALL: GRANDE SEDIMENTO NERO TFX | SIZE: 600X1200MM | SURFACE: TUFFEX
WALL: GRANDE SEDIMENTO NERO LINA TFX | SIZE: 600X1200MM | SURFACE: TUFFEX | PUNCH: LINA
FLOOR: SEDIMENTO NERO 180 TFX | SIZE: 1200X1800MM | SURFACE: TUFFEX
HIGHLIGHTER WALL: NECTAR GREY OPACO | SIZE: 75X300MM | SURFACE: RANDOM PUNCH (MATT)



SEDIMENTO SCURO


- SEDIMENTO SCURO 240 TFX
- SEDIMENTO SCURO 180 TFX
- GRANDE SEDIMENTO SCURO TFX
- GRANDE SEDIMENTO SCURO LINA TFX



*Earth's Layered
Resonance*



WALL: GRANDE SEDIMENTO SCURO TFX | SIZE: 600X1200MM | SURFACE: TUFFEX
WALL: GRANDE SEDIMENTO SCURO LINA TFX | SIZE: 600X1200MM | SURFACE: TUFFEX | PUNCH: LINA
FLOOR: SEDIMENTO SCURO 180 TFX | SIZE: 1200X1800MM | SURFACE: TUFFEX



SEDIMENTO CHIARO


- SEDIMENTO CHIARO 240 TFX
- SEDIMENTO CHIARO 180 TFX
- GRANDE SEDIMENTO CHIARO TFX
- GRANDE SEDIMENTO CHIARO LINA TFX



*Nature's Essence
Artistic Precision*



WALL: SEDIMENTO CHIARO 180 TFX | SIZE: 1200X1800MM | SURFACE: TUFFEX
WALL: GRANDE SEDIMENTO CHIARO LINA TFX | SIZE: 600X1200MM | SURFACE: TUFFEX | PUNCH: LINA
FLOOR: SEDIMENTO CHIARO 180 TFX | SIZE: 1200X1800MM | SURFACE: TUFFEX
HIGHLIGHTER WALL: NECTAR BLUE LUCIDO | SIZE: 75X300MM | SURFACE: RANDOM PUNCH (GLOSSY)



TECHNICAL SPECIFICATION

PACKAGING DETAIL FOR SEDIMENTO 1200X1800MM & 1200X2400MM				
Nominal Size(mm)	Thickness(mm)	Avg. weight per carton(Kgs)	No. of tiles per carton	Coverage area per carton
1200x1800mm	9.0	92.0	2	4.32sq.mtr./46.50sq.ft.
1200x2400mm	9.0	61.0	1	2.88sq.mtr./31.00sq.ft.

TECHNICAL SPECIFICATIONS FOR SEDIMENTO 1200X1800MM & 1200X2400MM				
Characteristics	Requirement as per IS 15622:2017 E ≤ 0.08 Group Bla	Requirement as per ISO 13006:2018 ≤ 0.5% Group Bla	Our Values	Test Method
A) Dimension & Surface Quality				
i) Length & Width	±0.1%	±0.3%	±0.1%	IS 13630 Part 1/ ISO 10545-2
ii) Thickness	±5.0%	±5.0%	±4.0%	
iii) Straightness of Side	±0.1%	±0.3%	±0.1%	
iv) Rectangularity	±0.1%	±0.3%	±0.1%	
v) Surface Flatness				
a) Center curvature (%) (max.Deviation)	±0.5%	±0.4%	±0.2%	
b) Edge curvature (%) (max.Deviation)	±0.5%	±0.4%	±0.2%	
c) Corner warpage (%) (max.Deviation)	±0.5%	±0.4%	±0.2%	
vi) Surface Quality	Min. 95% of tiles will be free from visible defects	Min. 95% of tiles will be free from visible defects	Min. 95% of tiles will be free from visible defects	
B) Physical Properties				
i) Water Absorption	Avg. E ≤ 0.08%, Individual 0.1% Max	Av ≤ 0.5%, Individual 0.6% Max	Avg. ≤ 0.08%	IS 13630 Part 2/ISO 10545-3
ii) Modulus of Rupture [N/mm²]	Avg. 35, Individual 32 Min	Avg. 35, Individual 32 Min	Avg. > 35	IS 13630 Part 6/ISO 10545-4
iii) Breaking Strength in N	1300 N	1300 N	Min. 1800 N	IS 13630 Part 3/ISO-10545-10
iv) Moisture Expansion in mm/m	0.02	Test Method Available	0.02	
v) Scratch Hardness of surface (Mohs)	Min 5	N.A.	Min 7	IS 13630 Part 13
vi) Resistant to Abrasion of Glazed Tiles (Class I to V)	Min II	Abrasion Class & Cycle passed	Class-V	IS 13630 Part 11/ISO 10545-7
vii) Coefficient of linear thermal expansion from ambient temperature to 100° C	6 X 10 ⁻⁶ K ⁻¹ Max	Test Method Available	Max 6 X 10 ⁻⁶ K ⁻¹ Max	IS 13630 Part 4/ISO 10545-8
viii) Thermal Resistant	10 cycle min	Test Method Available	10 cycle passed	IS 13630 Part 5/ISO-10545-9
ix) Craze Resistant	4 cycle @ 7.5bar min	Required	4 cycle passed	IS 13630 Part 9/ISO-10545-11
x) Impact Resistant as Coefficient of Restitution (COR)	0.55 min	Test Method Available	Min 0.55	IS 13630 Part 14/ISO-10545-5
xi) Frost Resistant	Required	Required	100 Cycle Passed	IS 13630 Part 10/ISO 10545-12
C) Chemical Resistant (Glazed Tiles)				
i) Stain Resistant	Min Class-1	Min Class 3	Class-1	IS 13630 Part 8 & ISO 10545-14
ii) Resistant to household chemicals	Min Class AA	Min B	Min Class AA	IS 13630 Part 8/ISO 10545-13
iii) Resistant to acids and alkalis (with exception of hydrofluoric acid and its compounds)	Required if agreed	declared value.	Min Class AA	

The tiles in this catalogue are reproduced using four-colour printing, and the tiles may not be displayed in accurate sizes. Therefore, we strongly recommend customers to check the physical samples before placing an order. The "Technical Specification" applies exclusively to premium-quality Somany wall and floor tiles. Please inspect the tiles thoroughly before installation, as we don't accept any complaints once the tiles have been applied or fixed. Additionally, complaints regarding borders, highlighters, or motifs will not be entertained after purchase.

PACKAGING DETAIL FOR SEDIMENTO 600X1200MM				
Nominal Size(mm)	Thickness(mm)	Avg. weight per carton(Kgs)	No. of tiles per carton	Coverage area per carton
600x1200mm	8.8 mm (+/-0.4%)	27.5KG +/- 0.5KG	2	1.44sq.mtr./15.50sq.ft.

TECHNICAL SPECIFICATIONS FOR SEDIMENTO 600X1200MM					
Characteristics	Requirement as per IS 15622 :2017 Table-09, W.A E <0.08 Group Bla	Requirement as per ISO 13006 Annex-G, E ≤ 0.5% Group Bla	Our Values	Test Method	
A) Dimension & Surface Quality				IS-13630	ISO 10545
i) Length & Width	Rectified ± 0.10%	± 0.30%	± 0.10%	IS 13630 Part 1	ISO 10545 Part 2
ii) Thickness	± 5.0%	± 5.0%	± 4.0%		
iii) Straightness of Side	± 0.10%	± 0.3%	± 0.10%		
iv) Rectangularity	± 0.10%	± 0.30%	± 0.10%		
v) Surface Flatness					
a) Center curvature (%) (max.Deviation)	± 0.5%	± 0.4%	± 0.20 %		
b) Edge curvature (%) (max.Deviation)	± 0.5%	± 0.4%	± 0.20 %		
c) Corner warpage (%) (max.Deviation)	± 0.5%	± 0.4%	± 0.20 %		
vi) Surface Quality	Min. 95 % of tiles will be free from visible defects	Min. 95 % of tiles will be free from visible defects	Min. 95 % of tiles will be free from visible defects		
B) Physical Properties					
i) Water Absorption	Average ≤ 0.08%, Individual Max 0.1%	Av ≤ 0.5%, Individual 0.6% max	0.08 average max	Part 2	Part 3
ii) Modulus of Rupture [N/mm²]	Avg. 35, Individual 32 min	Avg 35, Individual 32 min	Min 35	Part 6	Part 4
iii) Breaking Strength in N	Min.1300	Not less than 1300	Min.1300		
iv) Moisture Expansion in mm/m	0.02 Max	Test Method Available	0.02 Max	Part 3	Part 10
v) Scratch Hardness of surface (Mohs)	Min 5	N/A	5	Part 13	
vi) Resistant to Deep Abrasion of Un-Glazed Tiles	N/A	N/A	N/A	Part 12	Part 6
vii) Resistant to Abrasion of Glazed Tiles (Class I to V)	Comercial application Min IV Home Application Min II	Report Abrasion Class & Cycle Passed	Class IV	Part 11	Part 7
viii) Coefficient of linear thermal expansion from ambient temperature to 100° C	6 X 10 ⁻⁶ K ⁻¹ max	Test Method Available	6 X 10 ⁻⁶ K ⁻¹ max	Part 4	Part 8
ix) Thermal Resistant	10 cycle min	Test Method Available	Passed 10 cycle	Part 5	Part 9
x) Craze Resistant	4 cycle @ 7.5bar min	Required	Passed 4 cycle	Part 9	Part 11
xi) Frost Resistant	Required, if agreed	Test Method Available	Resistance	Part 10	Part 12
xii) Bulk Density	NA	NA	NA	Part 2	
xiii) Impact Resistant	0.55 Min	Test Method Available	0.55 min	Part 14	Part 5
C) Chemical Resistant (Glazed Tiles)					
i) Stain Resistant	Min Class 1	Min Class 3	Class-1	Part 8	Part 14
ii) Resistant to household chemicals	Min Class AA	Min. Class B	Min Class AA	Part 8	Part 13
iii) Resistant to acids and alkalis (with exception of hydrofluoric acid and its compounds)	Required if agreed	Manufacture to state classification	Min Class AA		

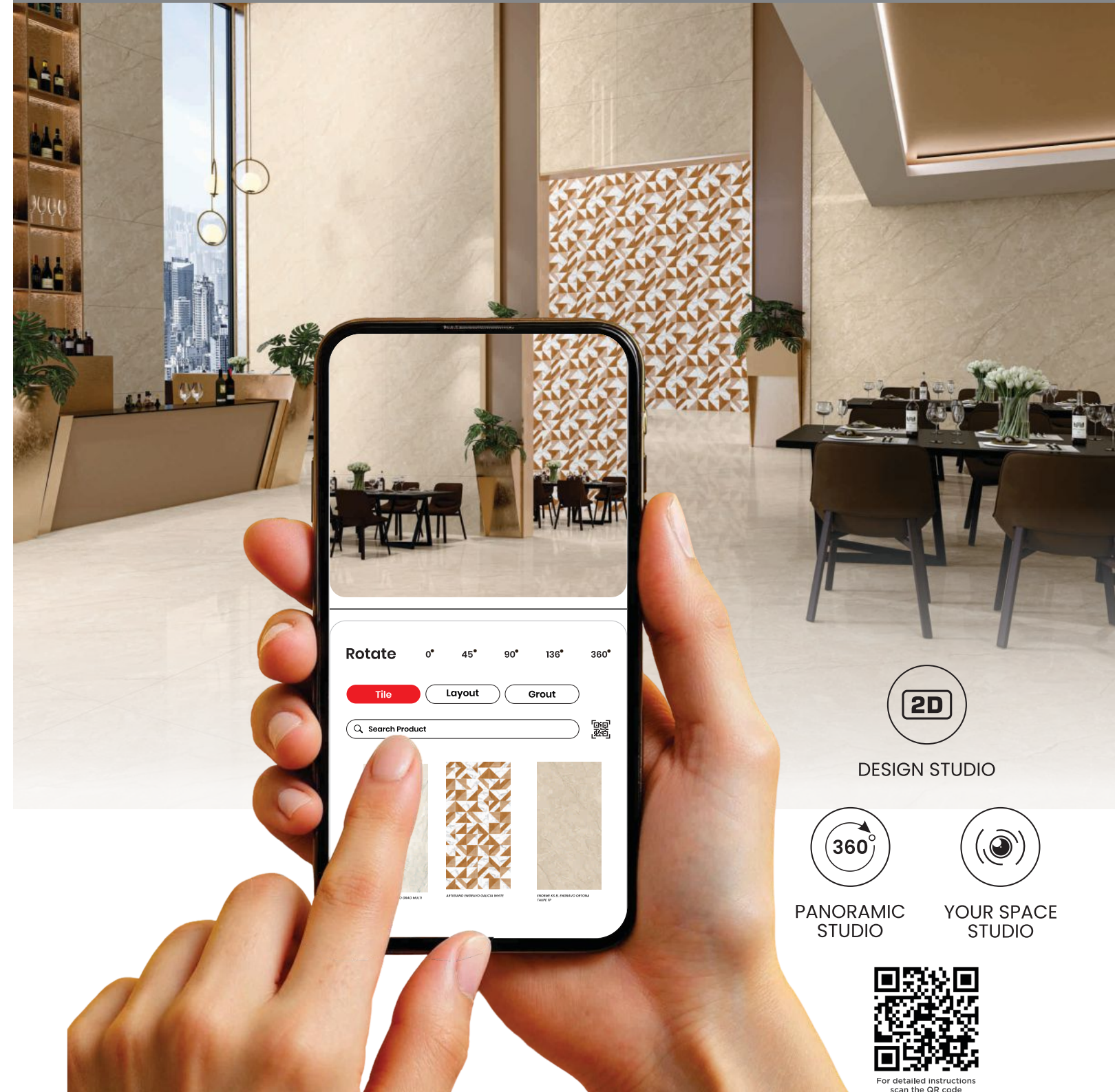
The tiles in this catalogue are reproduced using four-colour printing, and the tiles may not be displayed in accurate sizes. Therefore, we strongly recommend customers to check the physical samples before placing an order. The "Technical Specification" applies exclusively to premium-quality Somany wall and floor tiles. Please inspect the tiles thoroughly before installation, as we don't accept any complaints once the tiles have been applied or fixed. Additionally, complaints regarding borders, highlighters, or motifs will not be entertained after purchase.

NOTE

SOMANY

TILE VISUALISER

SOMANY



Choosing the perfect tile for your dream home should be exciting, not overwhelming! With endless styles, colours, and finishes to explore, how do you ensure your choice truly brings your vision to life? That's where our Tile Visualiser transforms the experience. From the intuitive 2D Studio Visualiser to the immersive Panoramic-Studio Visualiser, and even the AI-powered Your-Space-Studio Visualiser, you get a seamless, real-world preview of your selections. Instantly see how different tiles look in your space and make confident design decisions—because what you see is exactly what you'll get.

Your dream tile? Just a click away.

Toll Free: 1800-103-0004 | www.somanyceramics.com

SOMANY Ezy Fix

Tile Adhesive | Epoxy Grout | Cement Polymer Grout | PU Adhesive | Grout Admix | Tile Cleaner

SOMANY Bathware

SOMANY French Collection



For detailed instructions scan the QR code




Lasting Bonds Made Ezy

Behind Every Stunning Tile, there's a Stronger Bond!
Experience the power of reliable tiling with Somany Ezy Fix. From ceramic and porcelain tiles to natural stone and marble, our adhesives work on all surfaces – walls, floors, indoors, outdoors, and facades. Available in cement-based and PU-based options, they offer strong adhesion across all sizes and materials. Complementing this, our cement and epoxy grouts ensure tight, durable joints that last. No matter the project, Somany Ezy Fix delivers a bond that's built to last.

Water Closet : Jazz Plus Wall Hung | Shower control : Elysees Single Lever Diverter and Wall Spout Chrome | Shower : Diamante Overhead Shower with arm Chrome
Allied Products : Grace Health Faucet and Giza Paper Holder Chrome | Tiles used - Wall & Floor Area : Lumiere Beige 180 Engravo MT | Shower Area : Colorato Bianco 180 Grit

- 
EASY TO USE
- 
HIGH STRENGTH POLYMER FORTIFIED ADHESIVE
- 
WIDE APPLICATION RANGE
- 
HIGHLY FLEXIBLE
- 
SUITABLE FOR WET WALL SURFACES
- 
SELF - CURING ADHESIVE
- 
SUITABLE FOR TILE ON TILE APPLICATION



Water Closets | Basins | Faucets | Showers | Water Heaters | Accessories

To know more visit at www.somanyceramics.com or call on Toll Free: 1800 103 0004

Toll Free: 1800-103-0004 | www.somanyceramics.com